



70mm Window System

bringing **light** into living



Designed to address the demands of an ever changing environment, our new 70mm window system is a meticulously crafted statement of style and quality.

70mm Window System

from Kestrel Aluminium



DESIGN OPTIONS

Single or dual colour • Open out casement (top or side-hung) • Individual or composite window styles
Fixed light • Cill options • Double or triple glazing • Opening restrictors

FEATURES

Slim sightlines • Low U Values • Thermal performance
Flush internal appearance on casement • Ergonomic hardware • Commonality of design
Mechanical cleats • Integral trickle vents • Ease of fabrication and installation • Low maintenance

DESIGN STANDARDS



BS EN 4873



BS EN 6375:1



BS EN 14351



PAS24:2016

PERFORMANCE



BS 6375
Part 1



BS 6375
Part 1




BS 6375
Part 1




U
VALUE
AS LOW AS
1.2

Designed to address the demands of an ever changing environment, our new 70mm window system is a meticulously crafted statement of style and quality.



SLIM SIGHTLINES



ROBUST CONSTRUCTION



DUAL COLOUR OPTION



Kestrel Aluminium Systems has been designing quality architectural products that enhance living spaces since 1989 with the customer remaining at the heart of everything we do.

Designed for both residential and commercial applications, the thermally efficient 70mm aluminium window system has a wealth of design options making it ideal for use in homes, schools, offices and leisure facilities.

Fully compatible with the full suite of Kestrel products, the system is fabricator friendly to make installation on-site as easy as possible. It can be used in conjunction with our Curtain Walling and Framing Systems offering a complete glazing solution for both new build and refurbishment projects.

U VALUES AS LOW AS 1.2



70mm WINDOW SYSTEM

Application	Residential new build, refurbishment and light commercial.
Window types	Open out casement (top or side-hung), fixed light.
Maximum window opening width*	Side hung 1000mm • Top hung 1000mm
Maximum window opening height*	Side hung 1500mm • Top hung 1200mm
Frame profiles	Profiles 70mm deep. 43mm sightlines on fixed profiles. Odd leg, Curtain Wall.
Corner posts	90° and 135°
Cills	Range of options including one piece polyamide.
Jointing	Mechanical corner and transom/mullion jointing.
Thermal performance	Polyamide thermally broken profiles - Document L1A, L1B/L2A, L2B compliant.
U-Value	As low as 1.2 W/m ² K.
Performance	Window tested to UK exposure category 1600 Water tightness 600Pa Air permeability Class 4 Wind resistance Class C4 Safety requirement 2400Pa
Finishes	Mill, Etched and Anodised (AA25), Polyester Powder Coat.
Single or dual colour profiles	Option.
Glazing and infills	Will accept double or triple IGU and infill panels 24 – 40mm thick.
Square beaded	Internally.
Hardware	Nominal 13.5mm cavity accepts most proprietary fittings. Non-handed friction hinges.
Trickle vents	Standard or Slimline.
Locking handles	Inline or offset – Black, White, Grey, Graphite, Silver and Gold.
Security	Multi-point bi-part espagnolette locking, PAS24 compliant.
Opening restrictors	Child and Health Care.
Design standards	BS EN 4873 BS EN 6375:1 BS EN 14351 PAS24:2016

* Subject to use of appropriate hardware and site conditions.

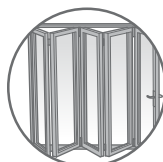


Kestrel Aluminium Systems Ltd
180 Rupert Street, Aston, Birmingham, B7 5DT

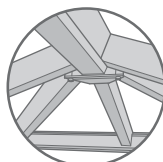
Tel: **0121 333 3575** • Fax: **0121 333 5335** • Email: info@kestrelaluminium.co.uk



WINDOWS



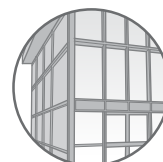
DOORS



ROOFING



SHOPFRONT



CURTAIN WALL

www.kestrelaluminium.co.uk

We operate a continuous development programme and we reserve the right to amend specification without prior notification. Please contact the technical department for further information. All copyright, trademarks and unregistered design rights for the products detailed in this brochure are the property of Kestrel Aluminium Systems Ltd.

